

Willis A. Sutton Middle School

# GO Team Meeting

April 11<sup>th</sup>, 2023

Principal: Dr. Dominique Merriweather

# Agenda

- I. Call to Order**
- II. Roll Call; Establish Quorum**
- III. Action Items**
  - a. Approval of Agenda
  - b. Approval of Previous Minutes:
- IV. Discussion Items**
  - a. 2023 Spring MAP results
  - b. BASC-3 results
  - c. Needs Assessment
- V. Information Items**
  - a. Principal's Report
  - b. Cluster Advisory Team Report
  - c. GO Team Elections
- VI. Announcements**
- VII. Public Comment**
- VIII. Adjournment**

# 2023 Spring MAPS Results

## Data Points to Consider

- Spring Results
- Fall to Spring Comparison
  - Literacy
  - Numeracy





# MAP Growth Achievement Level Predictions by School

Georgia Milestones Achievement Level Predictions are only made for Grades 2-8

(\*Reading tests taken in Spanish are not given a GAMAS Achievement Level)

\*click in a school or district row to see grade level performance if there are above 10 students per grade\*

Data updates  
nightly  
during test  
window.



School	Window	Exams				
DISTRICT	Spring 2022-2023	36,843	39%	30%	21%	11%

School	Window	Exams				
Sutton	Spring 2022-2023	3,022	26%	32%	29%	14%

# Math

School	Window	Exams				
DISTRICT	Fall 2021-2022	17,957	41%	35%	17%	7%
	Spring 2022-2023	18,395	40%	33%	18%	9%

School	Window	Exams				
Sutton	Fall 2021-2022	1,466	22%	40%	27%	12%
	Spring 2022-2023	1,507	28%	36%	23%	13%



# Reading

School	Window	Exams				
DISTRICT	Fall 2021-2022	18,031	38%	28%	23%	11%
	Spring 2022-2023	18,448	38%	27%	23%	13%

School	Window	Exams				
Sutton	Fall 2021-2022	1,480	16%	30%	41%	14%
	Spring 2022-2023	1,515	24%	27%	34%	14%



# School Comparison




School	Window	Exams				
DISTRICT	Spring 2022-2023	14,862	41%	31%	18%	9%
School	Window	Exams				
Howard	Spring 2022-2023	2,148	17%	22%	30%	30%
Sutton	Spring 2022-2023	3,022	26%	32%	29%	14%
AVA - Direct	Spring 2022-2023	170	39%	34%	20%	8%
CSK	Spring 2022-2023	285	33%	40%	22%	4%
BEST MS/HS	Spring 2022-2023	170	40%	35%	20%	5%
King	Spring 2022-2023	1,429	49%	30%	15%	6%
Young	Spring 2022-2023	1,412	49%	33%	15%	
Bunche	Spring 2022-2023	1,463	51%	32%	15%	
AVA	Spring 2022-2023	47	36%	49%	9%	6%
Sylvan	Spring 2022-2023	821	49%	36%	13%	
H Russell	Spring 2022-2023	702	55%	34%	9%	
Long	Spring 2022-2023	1,287	55%	35%	9%	
Hollis	Spring 2022-2023	387	59%	32%	9%	
Invictus	Spring 2022-2023	1,404	57%	34%	8%	
Hank Aaron	Spring 2022-2023	100	85%	12%		

# BASC-3 Data





## BASC Summary for Behavioral and Emotional Risk Index (BERI) by ALL

School	BASC Risk Type	Timeframe	Submitted by	Comparison Variable	Count	 Extremely Elevated	 Elevated	 Normal
Sutton	Behavioral and Emotional Risk Index (BERI)	Spring 2023	Student	ALL	1,383	7%	17%	77%
			Teacher/School official	ALL	1,131	6%	13%	81%

# Needs Assessment

## ACTIVITY



### Needs Assessment

During this Needs Assessment, we will look at data from the Spring MAPS administration and identify 2-3 potential needs for the 2023-2024 school year.

This discussion will help school leadership as they begin developing the school's 2023-2024 Continuous Improvement Plan this summer.

# Needs Assessment: Guiding Questions

- What does this data tell us?
- What good news is there to celebrate?
- Where are growth opportunities?
- What trends do we see in the data?

## Math

### MAP Growth Achievement Level Predictions by School

Georgia Milestones Achievement Level Predictions are only made for Grades 2-8

(\*Reading tests taken in Spanish are not given a GAMAS Achievement Level)

\*click in a school or district row to see grade level performance if there are above 10 students per grade\*

Data updates  
nightly  
during test  
window.



School	Window	Exams				
DISTRICT	Spring 2022-2023	18,395	40%	33%	18%	9%

School	Window	Exams				
Sutton	Spring 2022-2023	1,507	28%	36%	23%	13%

## ELA

### MAP Growth Achievement Level Predictions by School

Georgia Milestones Achievement Level Predictions are only made for Grades 2-8

(\*Reading tests taken in Spanish are not given a GAMAS Achievement Level)

\*click in a school or district row to see grade level performance if there are above 10 students per grade\*

Data updates  
nightly  
during test  
window.



School	Window	Exams				
DISTRICT	Spring 2022-2023	18,448	38%	27%	23%	13%

School	Window	Exams				
Sutton	Spring 2022-2023	1,515	24%	27%	34%	14%

# Needs Assessment:

What are two to three (2-3) needs we can identify based our data?

	Need
1	
2	
3	



# Principal's Report





- State of School Address
- 2023-2024 Staffing
- GMAS Readiness

# Additional Information Items

Cluster Advisory Team  
Report

Find candidates at  
[apsstrongschools.com](https://apsstrongschools.com)

Vote **APRIL 18-27**

GO Team Elections

Households are sent a unique  
link based upon information  
in Infinite Campus

School Staff will be sent a link  
to their APS email address

# Announcements



- **GO Team Members**
  - Check your email starting **May 1** for end of year survey links
    - GO Team Satisfaction Survey
    - Principal Feedback Survey
  - Complete your required trainings **ASAP**
    - Contact the GO Team Office with any questions



Thank  
You

for yet another  
great year!

